

LUXEN


LUXHYPER[®]

MONO

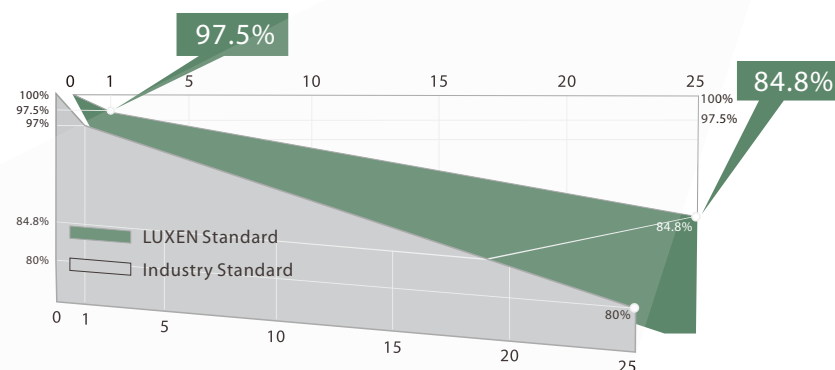
435-455w

LUXHYPER[®] series (Super-efficiency half-cell Modules) Assembled with the advanced half-cell technology offer the advantages of higher power output, reduced series resistance loss, and lower risk of hot spot. In order to meet the Clients' requirements of best quality and efficiency.

144 cells
Half-cut cell modules



LINEAR PERFORMANCE WARRANTY



9BB

9BB cell design
Smaller electric current, less CTM loss
Lower risk of hot spot



ISO9001:2015 & ISO14001
management systems

IEC

IEC61215 & IEC61730
standard quality



Wind load up to 3800Pa
Snow load up to 5400Pa

+5W

0-5W positive power sorting



Stable performance under
weak light conditions

25-year
12-year

25-year power warranty
12-year product warranty

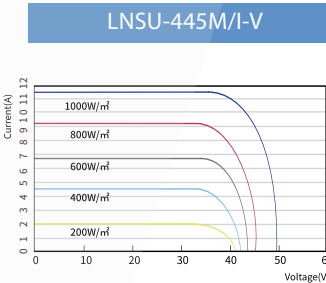


MONO 435-455w 144 cells 9BB



ELECTRICAL PARAMETERS	LNSU-435M		LNSU-440M		LNSU-445M		LNSU-450M		LNSU-455M	
	STC	NOCT	STC	NOCT	STC	NOCT	STC	NOCT	STC	NOCT
Maximum Power (Pmax)	435W	321W	440W	324W	445W	327W	450W	330W	455W	333W
Open Circuit Voltage (Voc)	49.40V	45.48V	49.60V	45.51V	49.79V	45.54V	49.98V	45.56V	50.17V	45.59V
Short Circuit Current (Isc)	11.36A	9.09A	11.42A	9.16A	11.48A	9.22A	11.54A	9.29A	11.60A	9.35A
Voltage at Maximum Power (Vmpp)	40.81V	37.56V	41.01V	37.67V	41.20V	37.77V	41.40V	37.88V	41.59V	37.98V
Current at Maximum Power (Impp)	10.66A	8.55A	10.73A	8.60A	10.80A	8.66A	10.87A	8.71A	10.94A	8.77A
Module Efficiency(%)	19.69%		19.92%		20.14%		20.37%		20.60%	

STC: Irradiance 1000W/m², cell temperature 25°C, AM1.5G
NOCT: Irradiance 800W/m², ambient temperature 20°C,
wind speed 1m/s, AM1.5G



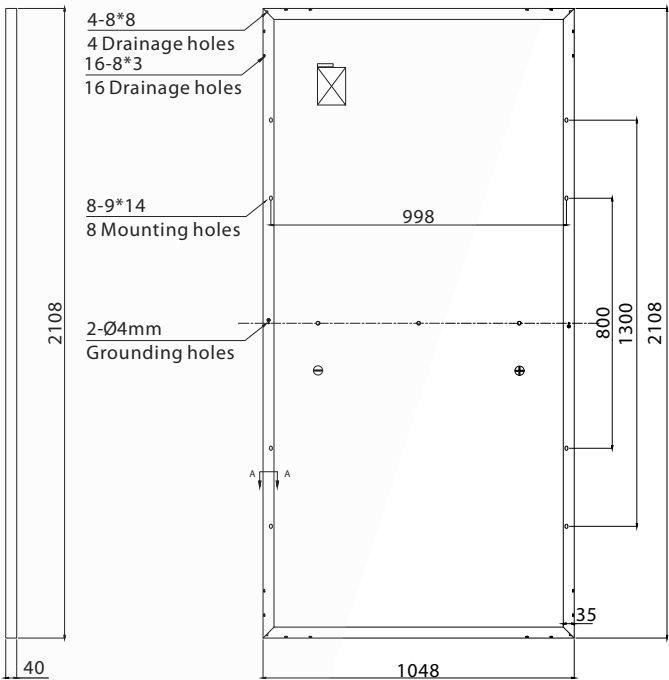
Operating Module Temperature	-40°C to +85°C
Maximun System Voltage	1500V DC(IEC)
Maximun Series Fuse Rating	20A
Power Tolerance	0/+5W
Temperature Charateristics	
Nominal Operating Cell Temperature(Noct)	45±2°C
Temperature Coefficient of Pmax	-0.36%/°C
Temperature Coefficient of Voc	-0.28%/°C
Temperature Coefficient of Isc	+0.05%/°C

Packing Configuration

Container	20'GP	40'HQ
Pieces per pallet	26	26
Pallets per container	5	22
Pieces per container	130	572

Mechanical Characteristics

Solar Cell	MONO166x83mm
No.of Cell	144(6x24)
Dimensions	2108x1048x40mm
Weight	24.5kgs
Front	3.2mm tempered glass
Frame	Anodized aluminium alloy
Junction Box	Ip68 rated(3 by pass diodes)
Output Cables	4.0mm²
	symmetrical length 300mm
Connectors	MC4 compatible
Mechanical load test	Front 5400Pa/Back 2400Pa



Note: Due to continuous technical innovation, R&D and improvement, technical data above mentioned may be of modification accordingly. LUXEN SOLAR have the sole right to make such modification at anytime without further notice.

LUXEN SOLAR ENERGY CO., LTD
T:+86 512 6708 1572
F:+86 512 6708 1570
sales@luxensolar.com
www.luxensolar.com

