


# BIPRO

TD6160M **120-cell**

**355 - 375W**

bifacial dual glass

9BB half-cut mono perc



## KEY FEATURES



### 9BB half-cut cell technology

New circuit design, lower internal current, lower Rs loss  
Ga doped wafer, attenuation < 2% (1st year) / ≤ 0.45% (Linear)



### Industry leading high yield

Bifacial PERC cell technology,  
5%-25% more yield depends on different conditions



### Excellent Anti-PID performance

2 times of industry standard Anti-PID test by TUV SUD



### Wider application

No water-permeability and high wear-resistance,  
can be widely used in high-humid, windy and dusty area



### IP68 junction box

High waterproof level

## SYSTEM & PRODUCT CERTIFICATES

- IEC 61215 / IEC 61730 / UL 61730
- ISO 9001: 2015 Quality Management System
- ISO 14001: 2015 Environment Management System
- ISO 45001: 2018 Occupational Health and Safety Management Systems

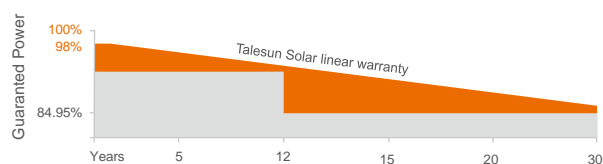


## PERFORMANCE WARRANTY



Linear Performance Warranty

Standard Performance Warranty



## ELECTRICAL PARAMETERS

### Performance at STC (Power Tolerance 0 ~ +3%)

Maximum Power (Pmax/W)	355	360	365	370	375
Operating Voltage (Vmpp/V)	34.0	34.3	34.6	34.9	35.2
Operating Current (Impp/A)	10.45	10.50	10.56	10.61	10.66
Open-Circuit Voltage (Voc/V)	40.5	40.7	40.9	41.1	41.3
Short-Circuit Current (Isc/A)	11.10	11.15	11.20	11.26	11.31
Module Efficiency $\eta_m(\%)$	19.5	19.8	20.0	20.3	20.6

### Performance at NMOT

Maximum Power (Pmax/W)	264	267	271	274	278
Operating Voltage (Vmpp/V)	31.4	31.6	31.9	32.1	32.3
Operating Current (Impp/A)	8.43	8.46	8.50	8.55	8.60
Open-Circuit Voltage (Voc/V)	37.7	37.9	38.0	38.2	38.4
Short-Circuit Current (Isc/A)	8.96	9.00	9.04	9.09	9.13

STC: Irradiance 1000W/m<sup>2</sup>, Cell Temperature 25°C, Air Mass AM1.5 NMOT: Irradiance at 800W/m<sup>2</sup>, Ambient Temperature 20°C, Air Mass AM1.5, Wind Speed 1m/s

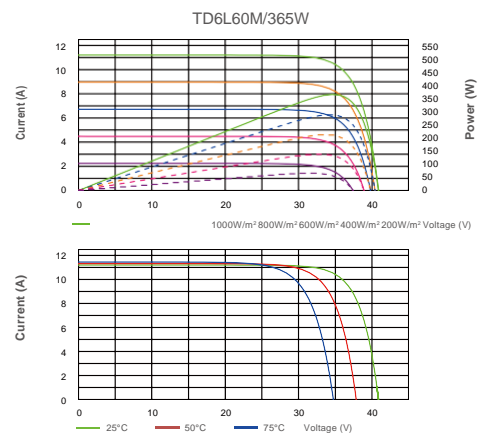
### Electrical characteristics with different rear side power gain (refer to 360W front)

Pmax gain	Pmax/W	Vmpp/V	Impp/A	Voc/V	Isc/A
5%	378	33.9	11.15	40.5	11.90
10%	397	33.9	11.74	40.5	12.46
15%	419	33.9	12.38	40.5	13.03
20%	434	34.1	12.74	40.7	13.60
25%	452	34.1	13.28	40.7	14.16

## MECHANICAL SPECIFICATION

Cell Type	Monocrystalline
Cell Dimensions	166*166mm
Cell Arrangement	120 (6*20)
Weight	23.5kg (51.8lbs)
Module Dimensions	1755*1038*30mm (69.09*40.87*1.18inches)
Cable Length	Portrait 300mm/Landscape 1200mm/Customized
Cable Cross Section Size	TUV: 4mm <sup>2</sup> (0.006inches <sup>2</sup> )/UL: 12AWG
Front Glass	2.0mm (0.08 inches) AR Coating Semi-tempered Glass
Back Glass	2.0mm (0.08 inches) Glazed Semi-tempered Glass
No. of Bypass Diodes	3/6
Packing Configuration (1)	35pcs/carton, 910pcs/40hq
Packing Configuration (for USA)	35pcs/carton, 770pcs/40hq
Frame	Anodized Aluminium Alloy
Junction Box	IP68

## I-V CURVE



## OPERATING CONDITIONS

Maximum System Voltage	1500V/DC(IEC)
Operating Temperature	-40°C ~ +85°C
Maximum Series Fuse	25A
Static Loading	Snow Loading: 5400Pa/ Wind Loading: 2400Pa
Conductivity at Ground	≤0.1Ω
Safety Class	II
Resistance	≥100MΩ
Connector	T01/LJQ-3-CSY/MC4/MC4-EVO2
Backside Output Ratio*	70% ± 5%
*Under STC: Backside Output Ratio = $P_{\max(\text{rear})} / P_{\max(\text{front})}$	

## TEMPERATURE COEFFICIENT

Temperature Coefficient Pmax	-0.36%/°C
Temperature Coefficient Voc	-0.26%/°C
Temperature Coefficient Isc	+0.043%/°C
NMOT	43±2°C

## TECHNICAL DRAWINGS

